

# EASTERN BROKERS LIMITED

---

## TEA MARKET REPORT



**SALE NO – 12B**

**25<sup>TH</sup> & 26<sup>TH</sup> MARCH, 2025**

# ORDER OF SALE – 12B

## EX-ESTATE

ASIA SIYAKA COMMODITIES (PVT) LTD.

FORBES & WALKER TEA BROKERS (PVT) LTD.

MERCANTILE PRODUCE BROKERS (PVT) LTD.

**EASTERN BROKERS LTD.**

JOHN KEELLS PLC.

BARTLEET PRODUCE MARKETING (PVT) LTD.

CEYLON TEA BROKERS PLC.

LANKA COMMODITY BROKERS LTD.

## HIGH & MEDIUM

LANKA COMMODITY BROKERS LTD.

BARTLEET PRODUCE MARKETING (PVT) LTD.

FORBES & WALKER TEA BROKERS (PVT) LTD.

MERCANTILE PRODUCE BROKERS (PVT) LTD.

ASIA SIYAKA COMMODITIES (PVT) LTD.

JOHN KEELLS PLC.

**EASTERN BROKERS LTD.**

CEYLON TEA BROKERS PLC.

## LOW GROWN

FORBES & WALKER TEA BROKERS (PVT) LTD.

ASIA SIYAKA COMMODITIES (PVT) LTD.

**EASTERN BROKERS LTD.**

CEYLON TEA BROKERS PLC.

JOHN KEELLS PLC.

LANKA COMMODITY BROKERS LTD.

BARTLEET PRODUCE MARKETING (PVT) LTD.

MERCANTILE PRODUCE BROKERS (PVT) LTD.

# AUCTION QUANTITY DETAILS - 26<sup>TH</sup> MARCH, 2025

	LOTS	QUANTITY
EX-ESTATE	850	850,125.00
MAIN SALE - HIGH AND MEDIUM	1,456	613,764.00
MAIN SALE – LOW LEAFY GRADE	1,870	665,263.00
MAIN SALE – SEMI LEAFY GRADE	1,498	594,031.00
MAIN SALE – TIPPY SMALL LEAF	1,745	795,744.00
OFF GRADES & BOP1A	2,041	1,027,212.00
DUSTS	527	445,848.00
PREMIUM FLOWERY	369	49,969.00
<b>TOTAL</b>	<b>10,356</b>	<b>5,041,956.00</b>



# MARKET DESCRIPTION

QUANTITY

10,356 lots totalling 5,041,956.00 kilos on offer.

QUALITY

Westerns showed a slight decline. Others were fairly similar to last week.

DEMAND

Was lower.

WESTERNS

High priced BOP/BOPF in the Best category of last week declined sharply. Other BOP's were irregularly lower. BOPF declined around Rs 100/- per kg. In the Below Best category, high priced BOP/BOPF were sharply lower. Other BOP's declined around Rs 100/- per kg. BOPF were lower by Rs 50/- to Rs 100/- per kg. At the lower end BOP's declined around Rs 50/- per kg. BOPF were lower by Rs 30/- to Rs 50/- per kg.

NUWARA ELIYAS

BOP/BOPF were mostly unsold.

UVA UDAPUSSELLAWA

Uva BOP's were firm to irregularly dearer. BOPF gained Rs 20/- to Rs 40/- per kg. Better Uvapussellawa's BOP/BOPF were firm. Other BOP's declined around Rs 100/- per kg. BOPF were dearer by Rs 50/- to Rs 100/- per kg.

CTC

Hardly any offerings of High Grown BP1's. PF1's sold around last levels. Medium Grown BP1/PF1's were irregular. Low Grown BP1/PF1's sold around Last levels.

# MARKET DESCRIPTION

## LOW GROWN LEAFY GRADES

Select Best and Best OP1's were firm. Balance were easier. Well made OP's were lower. Others sold around last levels. Well made OPA's together with best varieties were lower. Teas at the bottom sold around last levels.

## LOW GROWN SEMI LEAF

BOP1's in general were firm. PEK's were irregularly lower. Select Best PEK1's were firm. Others appreciated.

## LOW GROWN TIPPY/SMALL LEAF

Well made FBOP's together with cleaner Below Best sorts and cleaner teas at the bottom were firm. Others were easier. Select Best FBOPF1's were firm. Best varieties were easier. Cleaner Below Best sorts and cleaner teas at the bottom sold around last levels. Balance were irregular. Better FBOPF's were dearer. Others were irregular.

## OFF GRADES

Liquoring and Low Grown fannings were Rs 20/- to Rs 30/- per kg lower. BP's held firm. BM's and BOP1A's gained Rs 20/- to Rs 30/- per kg.

## DUSTS

Select Best primaries declined Rs 20/- to Rs 40/- per kg. Best and Below Best sorts declined Rs 40/- to Rs 60/- per kg. Others were barely steady. Clean secondaries declined Rs 20/- to Rs 40/- per kg. Other were irregular. Low Grows sold around last week price levels.

# QUOTATIONS - EX-ESTATE

	<b>BOP</b>	<b>BOPF</b>
<b>BEST WESTERNS</b>	1340 - 1800	1300- 1480
<b>BELOW BEST WESTERNS</b>	1100 - 1240	1180 - 1280
<b>PLAINER WESTERNS</b>	840 - 1040	830 - 1160
<b>NUWARA ELIYAS</b>	N/A	N/A
<b>BRIGHTER UDA PUSSELLAWAS</b>	1000-1080	1100 - 1140
<b>OTHER UDA PUSSELLAWAS</b>	N/A	1000 - 1060
<b>BEST UVAS</b>	1100-1160	1140 - 1200
<b>OTHER UVAS</b>	980-1020	1020-1100

# QUOTATIONS - LOW GROWN

GRADE	SELECT BEST	BEST	BEST BELOW	OTHERS
BOP	1450-1800	1400-1450	1200-1300	900-1000
BOPF	1300-1400	900-1000	850-900	800-850
FBOPF/FBOPFSP	4000-5000	3800-3900	2400-2800	1000
FBOP	2200-2450	1500-1550	1300-1350	900-1000
FBOP1	1800-1900	1500-1550	1300-1350	1000-1100
FBOPF	1550-1850	1350-1450	1250-1300	900-950
FBOPF1	1550-1700	1450-1500	1300-1350	900-950
PEKOE	1460-2150	1320-1440	1200-1300	800-1180
PEK 1	1650-2200	1460-1600	1300-1440	850-1280
OP	1440-1700	1360-1420	1300-1340	950-1280
OPA	1420-1950	1300-1400	1220-1280	880-1200
OP 1	2700-3200	2350-2650	1600-2300	900-1500
BOP 1	2100-3000	1750-2050	1300-1460	850-1280



# QUOTATIONS - OFF GRADES & DUSTS

<b>BEST WESTERNS</b>
<b>BELOW BEST WESTERNS</b>
<b>OTHERS</b>
<b>NUWARA ELIYAS</b>
<b>BEST UVA UDA PUSSELLAWA</b>
<b>BELOW BEST UVA UDA PUSSELLAWA</b>
<b>OTHERS</b>
<b>BEST MEDIUMS</b>
<b>OTHER MEDIUMS</b>
<b>C.T.C</b>

<b>FNGS 1/FNGS</b>	<b>BP</b>	<b>BM</b>
950-1050	950-1050	1000-1100
850-920	850-940	900-980
750-850	750-800	780-880
1000-1100	900-1000	1000-1100
800-980	800-880	900-980
700-780	700-780	750-850
850-950	1000-1100	950-1050
700-800	800-950	850-920
700-950		

<b>DUST 1</b>
1400-1700
1250-1380
1000-1200
1150-1260
980-1120
850-980
750-850
500-600
880-1200




# TOP PRICES OBTAINED AT THE SALE OF 26<sup>TH</sup> MARCH, 2025

## WESTERN MEDIUM




ESTATE	BOP	BOPSP	BOPF	BOPFSP
ANCOOMBRA	1,600.00			
UPLANDS		1,550.00		
VELLAI OYA			1,180.00	

## WESTERN HIGH




ESTATE	BOP	BOPSP	BOPF	BOPFSP
ROBGILL	1,800.00		1,480.00	
NORWOOD/ KOTIYAGALLA		1,750.00		

## UDA PUSSELLAWA



ESTATE	BOP	BOPSP	BOPF	BOPFSP
*KIRKLEES	1,080.00	1,100.00		
RAGALLA			1,140.00	

## NUWARA ELIYA



ESTATE	BOP	BOPSP	BOPF	BOPFSP
KENMARE	1,060.00			

# TOP PRICES OBTAINED AT THE SALE OF 26<sup>TH</sup> MARCH, 2025

## UVA HIGH

ESTATE	BOP	BOPSP	BOPF	BOPFSP
NAYABEDDE	1,160.00			
<b>*CRAIG</b>		<b>1,220.00</b>		
NAYABEDDE			1,200.00	

## UVA MEDIUM

ESTATE	BOP	BOPSP	BOPF	BOPFSP
ROSELAND UVA	1,360.00			
<b>*HINDAGALA</b>		<b>1,280.00</b>		
DICKWELLA				1,380.00

## LOW GROWN

ESTATE	BOP	BOPSP	BOPF	BOPFSP
MAHALIYADDA	1,850.00			
ANDARADENIYA SUPER		1,650.00		
RAJJURUWATTA SUPER			1,550.00	
GREENWIN SUPER				1,500.00

# TOP PRICES OBTAINED AT THE SALE OF 26<sup>TH</sup> MARCH, 2025

**CTC**



HIGH GROWN	PF1	BP1	BPS
DUNSINANE CTC	1,240.00		
MOUNT VERNON CTC		840.00	

MEDIUM GROWN	PF1	BP1	BPS
NEW PEACOCK CTC	1,200.00	1,220.00	
AULTMORE CTC			830.00

LOW GROWN	PF1	BP1	BPS
HINGALGODA CTC	1,550.00		
CECILIAN CTC		1,120.00	

OTHERS	MARK	GRADE	PRICE
UVA HIGH	MOUNT UVA/ GONAMOTAWA	PEK1	1,600.00
	*CRAIG/UVA HIGHLANDS	PEK1	1,550.00
	*AMPITTIKANDE/GLENANORE	PEK1	1,500.00
	*AMPITTIKANDE	FBOPFSP	1,850.00

\* TEAS SOLD BY EASTERN BROKERS LTD.

+ EQUAL ALL TIME AUCTION RECORD PRICE.

++ AN ALL-TIME AUCTION RECORD PRICE.



# CROP & WEATHER FOR THE PERIOD – 18<sup>TH</sup> TO 24<sup>TH</sup> MARCH, 2025.

## WESTERN / NUWARA ELIYA REGIONS

The Nuwara Eliya and Western regions reported bright mornings and evening showers. The Department of Meteorology expects showers in the Western Region in the week ahead.

## UVA/UDAPUSSELLAWA REGIONS

Sunny weather conditions and isolated showers were reported in the Uva and Uda Pussellawa regions throughout the week. According to the Department of Meteorology, showers are expected in the Uva Region in the week ahead.

## LOW GROWN

Bright mornings and evening showers were reported in the Low Grown Region throughout the week. Fairly heavy showers are expected in the Low Grown Region in the week ahead according to the Department of Meteorology.

## CROP INTAKE

The Nuwara Eliya, Uva, Uda Pussellawa and Low Grown regions showed an increase in the crop intake, whilst the Western Region maintained.

# SALE AVERAGES OF 19/03/2025

	WEEK (RS. PER KG)		TO DATE (RS.PER KG)	
	2025 GROSS	2024 GROSS	2025 GROSS	2024 GROSS
<b>ORTHODOX</b>				
UVA HIGH	1,115.61	1,256.84	1,053.74	1,082.49
WESTERN HIGH	1,203.50	1,360.06	1,177.05	1,202.59
UVA MEDIUM	1,164.07	1,272.55	1,078.99	1,149.26
WESTERN MEDIUM	1,077.07	1,249.18	1,056.55	1,180.14
LOW GROWN	1,266.96	1,416.66	1,273.22	1,429.18
<b>CTC</b>				
WESTERN HIGH	1,104.00	1,129.70	1,095.27	1,129.52
WESTERN MEDIUM	964.51	1,027.99	969.13	958.33
LOW GROWN	1,016.36	994.05	970.16	1,056.67
UVA HIGH	1,094.58	1,137.76	1,109.99	1,135.57

# SALE AVERAGES OF 19/03/2025

COMBINED (ORTHODOX & CTC)	WEEK (RS. PER KG)		TO DATE (RS.PER KG)	
	2025 GROSS	2024 GROSS	2025 GROSS	2024 GROSS
UVA HIGH	1,098.38	1,237.12	1,043.97	1,085.24
WESTERN HIGH	1,170.68	1,324.09	1,157.32	1,181.79
HIGH GROWN – TOTAL	1,154.94	1,301.48	1,125.66	1,158.61
UVA MEDIUM	1,159.52	1,270.67	1,076.03	1,154.65
WESTERN MEDIUM	1,044.63	1,193.48	1,034.41	1,123.95
MED. GROWN – TOTAL	1,070.43	1,217.44	1,046.59	1,132.47
LOW GROWN – TOTAL	1,256.75	1,387.82	1,260.45	1,403.44
TOTAL	1,202.97	1,338.76	1,199.43	1,311.63
CTC TOTAL	1,025.29	1,038.51	992.64	1,046.34

# QUANTITY SOLD 17<sup>TH</sup> TO 22<sup>ND</sup> MARCH, 2025

## WEEK (KG)

## TO DATE (KG)

	2025 GROSS	2024 GROSS	2025 GROSS	2024 GROSS
<b>PUBLIC AUCTION</b>	4,247,944.00	4,718,209.00	48,847,520.00	46,514,846.50
<b>PRIVATE SALE</b>	273,946.50	130,470.00	2,540,128.95	1,299,084.40
<b>FORWARD CONTRACTS</b>	53,400.00	39,280.00	714,736.00	269,280.00
<b>DIRECT SALES</b>	0.00	0.00	0.00	0.00
<b>BIO/GREEN TEA</b>	73,213.00	37,851.00	553,024.00	528,582.00
<b>BMF – (EXCLUDED FROM PRIVATE SALE)</b>	55,601.00	39,976.00	490,131.00	449,041.00

## WORLD TEA PRODUCTION

COUNTRY	MONTH		TOTAL UPTO		(+ )INC/ (-) DE		
		2025 (KG)	2024 (KG)			2025 (KG)	2024 (KG)
<b>SRI LANKA</b>	<b>FEBRUARY</b>	<b>15.59</b>	<b>19.96</b>	<b>FEBRUARY</b>	<b>37.16</b>	<b>38.53</b>	<b>- 1.37</b>
		2024 (KG)	2023 (KG)		2024(KG)	2023(KG)	
<b>BANGLADESH</b>	<b>DECEMBER</b>	<b>6.37</b>	<b>7.79</b>	<b>DECEMBER</b>	<b>93.04</b>	<b>102.95</b>	<b>-9.91</b>
<b>NORTH INDIA</b>	<b>DECEMBER</b>	<b>11.09</b>	<b>66.27</b>	<b>DECEMBER</b>	<b>1057.58</b>	<b>1157.00</b>	<b>-99.0</b>
<b>SOUTH INDIA</b>	<b>DECEMBER</b>	<b>18.30</b>	<b>18.12</b>	<b>DECEMBER</b>	<b>226.80</b>	<b>236.68</b>	<b>-9.88</b>
<b>KENYA</b>	<b>AUGUST</b>	<b>38.62</b>	<b>45.57</b>	<b>AUGUST</b>	<b>400.54</b>	<b>363.91</b>	<b>+36.63</b>

# SALE NO 14B - 07<sup>TH</sup> & 08<sup>TH</sup> APRIL, 2025

		LOTS	QUANTITY (KG)
<b>EX-ESTATE</b>	Closed on 20/03/2025 excluding violations.	814	797,462.00
<b>HIGH &amp; MEDIUM</b>	Closed on 20/03/2025 excluding violations.	1,724	783,533.00
<b>LEAFY GRADES</b>	Closed on 20/03/2025 excluding violations.	1,897	693,089.00
<b>SEMI LEAFY</b>	Closed on 20/03/2025 excluding violations.	1,389	562,309.00
<b>TIPPY SMALL LEAF</b>	Closed on 20/03/2025 excluding violations.	1,683	779,107.00
<b>OFF GRADES</b>	Closed on 20/03/2025 excluding violations.	1,542	831,341.00
<b>BOP1A</b>	Closed on 20/03/2025 excluding violations.	561	194,582.00
<b>DUSTS</b>	Closed on 20/03/2025 excluding violations.	530	451,983.00
<b>PREMIUM FLOWERY</b>	Closed on 20/03/2025 excluding violations.	301	40,900.00
<b>TOTAL</b>		<b>10,441</b>	<b>5,134,306.00</b>

A total of kgs. **5,134,306.00** are on offer at this sale of which 254,194 kgs, are reprints.

**SALE NO: 15B**  
22<sup>ND</sup> & 23<sup>RD</sup>  
APRIL 2025

EX. ESTATE &  
MAIN SALE  
Scheduled to close on  
27/03/2025.



# COMMENTS

A quantity of 5.041 million kilos of tea was on offer at this week's auction. This was 0.169 million kilos higher than last week's quantity. Ex. Estate offerings which comprised 0.850 million kilos of teas was 0.087 million kilos lower than last week.

Western quality showed a slight decline. Others were fairly similar to last week.

There was lower demand.

In the Ex estate catalogues, high priced BOP's and BOPF of last week declined sharply. All Other BOP's and BOPF too met a lower market.

Nuwara Eliya's BOP's and BOPF were mostly unsold.

Uva BOP's and BOPF met a firm to dearer market. Better Uda pussellawa BOP's and BOPF were firm. Other BOP's were lower. BOPF were dearer.

There were hardly any offerings of High Grown BP1's. PF1's sold around last levels. Medium Grown BP1's and PF1's were irregular. Low Grown BP1's and PF1's sold around last levels.

In the Low Grown leafy catalogues Select Best and Best OP1's were firm. Balance were easier. Well-made OP's met a lower market. Others sold around last levels. Well made OPA's together with Below Best varieties were lower. Teas at the bottom sold around last levels.

In the Low Grown Semi leafy catalogues BOP1's sold around last levels. PEK's met a lower market. Select Best PEK1's were firm. Others appreciated.

In the Low Grown Small leaf catalogues well made FBOP's together with cleaner Below Best sorts and cleaner teas at the bottom were firm. Others were lower. Select Best FBOPF1's were firm. Best varieties were easier. Cleaner Below Best sorts and cleaner teas at the bottom sold around last levels. Better FBOPF's met a dearer market. Others were irregular.

In the Off Grades catalogues, liquoring and Low Grown fannings met a lower market. BP's were firm. BM's and BOP1A's were dearer.

In the Dust catalogues, Better Primaries met a lower market. Others were barely steady. Clean secondaries were lower. Others were irregular. Low Growns sold around last levels.

# DETAILS OF TEA AWAITING SALES – 2025

	SALE NO – 13C 01 <sup>ST</sup> & 02 <sup>ND</sup> APRIL, 2025			SALE NO – 14A 07 <sup>TH</sup> & 08 <sup>TH</sup> APRIL, 2025			
	LOTS	QUANTITY (KG)	REPRINTS	LOTS	QUANTITY (KG)	REPRINTS	
EX-ESTATE	817	796,927.00		814	797,462.00		
HIGH AND MEDIUM	1,764	770,398.00		1,724	783,533.00		
LOW LEAFY GRADE	1,988	749,576.00		1,897	693,089.00		
SEMI LEAFY GRADE	1,515	629,225.00		1,389	562,309.00		
TIPPY SMALL LEAF	1,888	879,635.00		1,683	779,107.00		
OFF GRADES & BOP1A	2,405	1,183,712.00		2,103	1,025,923.00		
DUSTS	573	489,801.00		530	451,983.00		
PREMIUM FLOWERY	345	51,521.00		301	40,900.00		
<b>TOTAL</b>	<b>11,295</b>	<b>5,550,795.00</b>	<b>383,148.00</b>	<b>10,441</b>	<b>5,134,306.00</b>	<b>254,194.00</b>	
<b>TOTAL NO OF PKGS</b>			<b>146,857</b>	<b>TOTAL NO OF PKGS</b>			<b>135,957</b>
<b>NO OF TOTAL CTC PKGS</b>			<b>9,195</b>	<b>NO OF TOTAL CTC PKGS</b>			<b>9,200</b>
<b>TOTAL QUANTITY (KG)</b>			<b>496,719</b>	<b>TOTAL QUANTITY (KG)</b>			<b>498,526</b>

# SALE NO 13C - 01<sup>ST</sup> & 02<sup>ND</sup> APRIL, 2025

## ORDER OF SALE

### EX - ESTATE

LANKA COMMODITY BROKERS LTD.

ASIA SIYAKA COMMODITIES (PVT) LTD.

FORBES & WALKER TEA BROKERS (PVT) LTD.

MERCANTILE PRODUCE BROKERS (PVT) LTD.

**EASTERN BROKERS LTD.**

JOHN KEELLS PLC.

BARTLEET PRODUCE MARKETING (PVT) LTD.

CEYLON TEA BROKERS PLC.

### HIGH & MEDIUM

CEYLON TEA BROKERS PLC.

LANKA COMMODITY BROKERS LTD.

BARTLEET PRODUCE MARKETING (PVT) LTD.

FORBES & WALKER TEA BROKERS (PVT) LTD.

MERCANTILE PRODUCE BROKERS (PVT) LTD.

ASIA SIYAKA COMMODITIES (PVT) LTD.

JOHN KEELLS PLC.

**EASTERN BROKERS LTD.**

### LOW GROWN

MERCANTILE PRODUCE BROKERS (PVT) LTD.

FORBES & WALKER TEA BROKERS (PVT) LTD.

ASIA SIYAKA COMMODITIES (PVT) LTD.

**EASTERN BROKERS LTD.**

CEYLON TEA BROKERS PLC.

JOHN KEELLS PLC.

LANKA COMMODITY BROKERS LTD.

BARTLEET PRODUCE MARKETING (PVT) LTD.

10% PAYMENT

04/04/2025

BUYERS' PROMPT

08/04/2025

SELLERS' PROMPT

09/04/2025