

EASTERN BROKERS LIMITED

TEA MARKET REPORT



SALE NO – 05A

03RD & 05TH FEBRUARY, 2025

ORDER OF SALE – 05A

EX-ESTATE

EASTERN BROKERS LTD.

CEYLON TEA BROKERS PLC.

LANKA COMMODITY BROKERS LTD.

JOHN KEELLS PLC.

MERCANTILE PRODUCE BROKERS (PVT) LTD.

ASIA SIYAKA COMMODITIES (PVT) LTD.

BARTLEET PRODUCE MARKETING (PVT) LTD.

FORBES & WALKER TEA BROKERS (PVT) LTD.

HIGH & MEDIUM

LANKA COMMODITY BROKERS LTD.

ASIA SIYAKA COMMODITIES (PVT) LTD.

BARTLEET PRODUCE MARKETING (PVT) LTD.

CEYLON TEA BROKERS PLC.

JOHN KEELLS PLC.

EASTERN BROKERS LTD.

FORBES & WALKER TEA BROKERS (PVT) LTD.

MERCANTILE PRODUCE BROKERS (PVT) LTD.

LOW GROWN

MERCANTILE PRODUCE BROKERS (PVT) LTD.

BARTLEET PRODUCE MARKETING (PVT) LTD.

FORBES & WALKER TEA BROKERS (PVT) LTD.

CEYLON TEA BROKERS PLC.

EASTERN BROKERS LTD.

ASIA SIYAKA COMMODITIES (PVT) LTD.

JOHN KEELLS PLC.

LANKA COMMODITY BROKERS LTD.

AUCTION QUANTITY DETAILS - 05TH FEBRUARY, 2025

| | LOTS | QUANTITY |
|------------------------------|---------------|---------------------|
| EX-ESTATE | 904 | 897,522.00 |
| MAIN SALE - HIGH AND MEDIUM | 1,606 | 702,381.00 |
| MAIN SALE – LOW LEAFY GRADE | 2,151 | 840,431.00 |
| MAIN SALE – SEMI LEAFY GRADE | 1,911 | 861,376.00 |
| MAIN SALE – TIPPY SMALL LEAF | 2,348 | 1,166,069.00 |
| OFF GRADES & BOP1A | 2,545 | 1,299,549.00 |
| DUSTS | 703 | 629,760.00 |
| PREMIUM FLOWERY | 442 | 69,971.00 |
| TOTAL | 12,610 | 6,467,059.00 |



MARKET DESCRIPTION

QUANTITY

12,610 lots totalling 6,467,059.00 kilos on offer.

QUALITY

Fairly similar to last week.

DEMAND

was lower.

WESTERNS

A few invoices of Best BOP's were firm. Others in the best category declined around Rs 50/- per kg and more. In the Below Best category a few higher price bracket teas appreciated by Rs 50/- to Rs 100/- per kg. Others together with the teas at the lower end declined by a similar margin and were mostly unsold. A few invoices of Best BOPF were firm to little dearer. Others in the Best category declined Rs 50/- to Rs 100/- per kg. In the Below Best category a range of teas were firm to around Rs 50/- per kg dearer. Others and teas at the lower end declined by a similar margin.

NUWARA ELIYAS

BOP/BOPF sold around last levels.

UVA UDAPUSSELLAWA

BOP's declined Rs 50/- to Rs 100/- per kg and more. BOPF were lower by Rs 50/- to Rs 70/- per kg with many withdraws due to lack of bids.

CTC

Hardly any offerings of High Grown BP1's. PF1's declined by around Rs 50/- per kg. Medium Grown BP1's were irregular. Higher price bracket PF1's declined by around Rs 50/- per kg. Others were Firm to lower to a lesser extent. Low Grown BP1's/PF1's were lower by around Rs 50/- per kg.

MARKET DESCRIPTION

LOW GROWN LEAFY GRADES

Select best OP1's were easier. Others sold around last levels. Select Best and Best OP's declined. Others and OPA's sold around last levels.

LOW GROWN SEMI LEAF

Select Best BOP1's were firm. Others were irregular. High priced PEK/PEK1's were firm. Others were easier. However teas at the bottom sold around last levels.

LOW GROWN TIPPY/SMALL LEAF

Select Best FBOP's were firm. Others were easier. Better FBOPF1's declined sharply. However teas at the bottom were firm. All FBOPF's were lower.


OFF GRADES

Clean leaf bright liquoring fannings declined Rs 20/- to Rs 30/- per kg. Others held firm. BM's, BOP1A's and Low Grown fannings sold around last levels. BP's were firm to dearer by Rs 10/- to Rs 20/- per kg dearer.

DUSTS

Select Best primaries held firm. Best and Below Best sorts declined Rs 20/- to Rs 40/- per kg. Others were barely steady. Clean Secondaries held firm. Others were around Rs 40/- per kg lower. Low Growns sold around last week price levels.

QUOTATIONS - EX-ESTATE



| | BOP | BOPF |
|---------------------------------|-------------|-------------|
| BEST WESTERNS | 1200 - 1420 | 1380 - 1600 |
| BELOW BEST WESTERNS | 1020 - 1180 | 1140 - 1320 |
| PLAINER WESTERNS | 940 - 1000 | 900 - 1120 |
| NUWARA ELIYAS | 1280-1300 | 1200-1240 |
| BRIGHTER UDA PUSSELLAWAS | N/A | 1100 - 1120 |
| OTHER UDA PUSSELLAWAS | 940-960 | 940 - 1060 |
| BEST UVAS | 1040 | 1160 - 1180 |
| OTHER UVAS | 920 - 1000 | 1000 - 1060 |

QUOTATIONS - LOW GROWN

| GRADE | SELECT BEST | BEST | BEST BELOW | OTHERS |
|---------------|-------------|-----------|------------|-----------|
| BOP | 1450-1600 | 1300-1400 | 1200-1300 | 900-1000 |
| BOPF | 1400-1500 | 900-1000 | 850-900 | 800-850 |
| FBOPF/FBOPFSP | 4000-4500 | 3000-3500 | 2400-2600 | 1000 |
| FBOP | 2300-2500 | 1500-1550 | 1300-1350 | 950-1000 |
| FBOP1 | 1800-1900 | 1450-1500 | 1300-1350 | 1000-1050 |
| FBOPF | 1700-1900 | 1400-1500 | 1250-1300 | 950-1000 |
| FBOPF1 | 1450-1550 | 1350-1450 | 1200-1250 | 950-1000 |
| PEKOE | 1550-2500 | 1320-1500 | 1200-1320 | 800-1180 |
| PEK 1 | 1650-2350 | 1380-1600 | 1240-1360 | 800-1220 |
| OP | 1600-1700 | 1460-1550 | 1380-1440 | 900-1360 |
| OPA | 1550-1900 | 1440-1500 | 1360-1420 | 900-1340 |
| OP 1 | 3050-3650 | 2700-3000 | 1600-2400 | 900-1550 |
| BOP 1 | 2400-3400 | 2000-2350 | 1360-1700 | 850-1340 |



QUOTATIONS - OFF GRADES & DUSTS


| |
|--------------------------------------|
| |
| BEST WESTERNS |
| BELOW BEST WESTERNS |
| OTHERS |
| NUWARA ELIYAS |
| BEST UVA UDA PUSSELLAWA |
| BELOW BEST UVA UDA PUSSELLAWA |
| OTHERS |
| BEST MEDIUMS |
| OTHER MEDIUMS |
| C.T.C |

| FNGS 1/FNGS | BP | BM |
|--------------------|-----------|-----------|
| 1000-1100 | 950-1050 | 1000-1100 |
| 900-980 | 850-940 | 900-980 |
| 750-850 | 750-800 | 780-880 |
| | | |
| 1000-1100 | 900-1000 | 1000-1100 |
| 800-980 | 800-880 | 900-980 |
| 700-780 | 700-780 | 750-850 |
| 850-950 | 1000-1100 | 950-1050 |
| 700-800 | 800-950 | 850-920 |
| 700-950 | | |

| DUST 1 |
|---------------|
| 1400-1700 |
| 1250-1380 |
| 1000-1200 |
| |
| 1150-1260 |
| 980-1120 |
| 850-980 |
| 750-850 |
| 500-600 |
| 880-1200 |


TOP PRICES OBTAINED AT THE SALE OF 05TH FEBRUARY, 2025

WESTERN MEDIUM




| ESTATE | BOP | BOPSP | BOPF | BOPFSP |
|------------|----------|----------|----------|----------|
| HATALE | 1,550.00 | | | |
| UPLANDS | | 1,500.00 | | |
| VELLAI OYA | | | 1,180.00 | |
| HARANGALLA | | | | 1,180.00 |

WESTERN HIGH



| ESTATE | BOP | BOPSP | BOPF | BOPFSP |
|----------|----------|----------|----------|--------|
| HOLYROOD | 1,420.00 | | | |
| SOMERSET | | 1,550.00 | | |
| ROBGILL | | | 1,600.00 | |

UDA PUSSELLAWA



| ESTATE | BOP | BOPSP | BOPF | BOPFSP |
|------------------|----------|--------|-----------------|--------|
| ALMA | 1,340.00 | | | |
| MAHA UVA | | 830.00 | | |
| LUCKYLAND | | | 1,120.00 | |


NUWARA ELIYA



| ESTATE | BOP | BOPSP | BOPF | BOPFSP |
|------------------------------|----------|-------|----------|--------|
| MAHAGASTOTTE/ LOVERS LEAP | 1,300.00 | | | |
| MAHAGASTOTTE/ LOVERS LEAP | | | 1,240.00 | |


TOP PRICES OBTAINED AT THE SALE OF 05TH FEBRUARY, 2025

UVA HIGH




| ESTATE | BOP | BOPSP | BOPF | BOPFSP |
|-----------|----------|----------|----------|--------|
| GLENANORE | 1,320.00 | | | |
| RANAYA | | 1,280.00 | | |
| NAYABEDDE | | | 1,180.00 | |

UVA MEDIUM



| ESTATE | BOP | BOPSP | BOPF | BOPFSP |
|--------------|----------|----------|------|----------|
| DEMODERA 'S' | 1,480.00 | | | |
| DEMODERA 'S' | | 1,320.00 | | |
| DICKWELLA | | | | 1,480.00 |

LOW GROWN



| ESTATE | BOP | BOPSP | BOPF | BOPFSP |
|--------------------|----------|----------|----------|----------|
| MULATIYANA HILLS | 2,050.00 | | | |
| STREAM LINE | | 1,650.00 | | |
| SITHAKA | | | 1,550.00 | |
| RAJJURUWATTA SUPER | | | | 2,350.00 |

TOP PRICES OBTAINED AT THE SALE OF 05TH FEBRUARY, 2025

CTC



| HIGH GROWN | PF1 | BP1 | BPS |
|---------------|----------|-----|-----|
| DUNSINANE CTC | 1,220.00 | | |

| MEDIUM GROWN | PF1 | BP1 | BPS |
|-----------------|----------|----------|--------|
| NEW PEACOCK CTC | 1,200.00 | | |
| DELTA CTC | | 1,120.00 | |
| DONSDIE CTC | | | 760.00 |

| LOW GROWN | PF1 | BP1 | BPS |
|--------------------|----------|----------|--------|
| KALUBOWITIYANA CTC | 1,440.00 | | |
| CECILIAN CTC | | 1,160.00 | |
| ROSS FIELD CTC | | | 770.00 |

| UVA MEDIUM | ROSELAND UVA | OP1 | 1,550.00 |
|-----------------------|---|-----------|----------|
| | *HINDAGALA / DICKWELLA / GLEN ALPHIN | OP1 | 1,500.00 |
| UVA HIGH | *CRAIG | BOP1 | 1,500.00 |
| | *AMPITTIKANDE/ *CRAIG/RANAYA/ ELLATHOTA UVA | OP | 1,320.00 |
| | *CRAIG | OP1 | 1,550.00 |
| | *CRAIG | PEK1 | 1,550.00 |
| | *CRAIG | FBOPFEXSP | 3,250.00 |
| UDA PUSSELLAWA | *LUCKYLAND | DUST1 | 1,140.00 |



* TEAS SOLD BY EASTERN BROKERS LTD.

+ EQUAL ALL TIME AUCTION RECORD PRICE.

++ AN ALL-TIME AUCTION RECORD PRICE.

CROP & WEATHER FOR THE PERIOD – 28TH JANUARY – 03RD FEBRUARY, 2025.

WESTERN / NUWARA ELIYA REGIONS

Bright weather was reported in the Western and Nuwara Eliya regions throughout the week. Misty conditions are expected in the Western Region in the week ahead according to the Department of Meteorology.

UVA/UDAPUSSELLAWA REGIONS

The Uva and Udapussellawa regions reported bright weather throughout the week. The Department of Meteorology expects misty conditions in the Uva Region in the week ahead.

LOW GROWN

The Low Grown Region reported bright mornings and occasional evening showers throughout the week. According to the Department of Meteorology, light showers and overcast weather conditions are expected in the Low Grown Region in the week ahead.

CROP INTAKE

The Western, Nuwara Eliya, Uva and Udapussellawa regions reported a decrease in the crop intake, whilst the Low Grown Region showed an increase.

SALE AVERAGES OF 29/01/2025

| | WEEK (RS. PER KG) | | TO DATE (RS.PER KG) | |
|-----------------|-------------------|------------|---------------------|------------|
| | 2025 GROSS | 2024 GROSS | 2025 GROSS | 2024 GROSS |
| ORTHODOX | | | | |
| UVA HIGH | 1,075.68 | 1,023.68 | 1,060.61 | 1,022.83 |
| WESTERN HIGH | 1,178.27 | 1,143.65 | 1,168.68 | 1,132.38 |
| UVA MEDIUM | 1,076.91 | 1,097.19 | 1,071.95 | 1,085.86 |
| WESTERN MEDIUM | 1,102.36 | 1,151.32 | 1,055.14 | 1,125.38 |
| LOW GROWN | 1,311.26 | 1,445.36 | 1,294.04 | 1,407.35 |
| CTC | | | | |
| WESTERN HIGH | 1,118.92 | 1,132.02 | 1,102.02 | 1,102.72 |
| WESTERN MEDIUM | 1,022.10 | 935.95 | 966.57 | 914.82 |
| LOW GROWN | 1,016.31 | 1,058.36 | 950.31 | 1,089.12 |
| UVA HIGH | 1,144.40 | 1,048.15 | 1,105.84 | 1,048.15 |

SALE AVERAGES OF 29/01/2025

| COMBINED (ORTHODOX & CTC) | WEEK (RS. PER KG) | | TO DATE (RS.PER KG) | |
|---------------------------|-------------------|------------|---------------------|------------|
| | 2025 GROSS | 2024 GROSS | 2025 GROSS | 2024 GROSS |
| UVA HIGH | 1,040.42 | 1,035.79 | 1,051.14 | 1,028.49 |
| WESTERN HIGH | 1,160.74 | 1,134.12 | 1,150.25 | 1,116.84 |
| HIGH GROWN – TOTAL | 1,129.37 | 1,109.46 | 1,116.37 | 1,091.25 |
| UVA MEDIUM | 1,091.25 | 1,117.43 | 1,069.24 | 1,094.51 |
| WESTERN MEDIUM | 1,071.39 | 1,100.12 | 1,029.82 | 1,075.83 |
| MED. GROWN – TOTAL | 1,072.25 | 1,104.38 | 1,043.97 | 1,081.43 |
| LOW GROWN – TOTAL | 1,299.41 | 1,417.14 | 1,279.99 | 1,387.01 |
| TOTAL | 1,226.61 | 1,308.91 | 1,208.07 | 1,277.12 |
| CTC TOTAL | 1,035.77 | 1,041.56 | 980.75 | 1,040.80 |

QUANTITY SOLD 27TH JANUARY TO 01ST FEBRUARY, 2025

WEEK (KG)

TO DATE (KG)

| | 2025 GROSS | 2024 GROSS | 2025 GROSS | 2024 GROSS |
|---|--------------|--------------|---------------|---------------|
| PUBLIC AUCTION | 5,529,222.00 | 5,937,800.00 | 20,402,991.00 | 19,710,492.00 |
| PRIVATE SALE | 202,993.60 | 105,708.00 | 931,701.60 | 433,865.40 |
| FORWARD CONTRACTS | 14,720.00 | 20,000.00 | 289,900.00 | 80,000.00 |
| DIRECT SALES | 0.00 | 0.00 | 0.00 | 0.00 |
| BIO/GREEN TEA | 55,804.00 | 56,668.00 | 211,330.00 | 172,016.00 |
| BMF – (EXCLUDED FROM PRIVATE SALE) | 18,600.00 | 23,400.00 | 260,453.00 | 95,708.00 |

WORLD TEA PRODUCTION

| COUNTRY | MONTH | | TOTAL UPTO | | (+)INC/ (-) DE | | |
|--------------------|-----------------|---------------|---------------|-----------------|-----------------|----------------|---------------|
| | | 2024 (KG) | 2023 (KG) | | | 2024 (KG) | 2023 (KG) |
| SRI LANKA | DECEMBER | 21.71 | 19.80 | DECEMBER | 262.15 | 256.08 | + 6.07 |
| BANGLADESH | OCTOBER | 14.92 | 14.59 | OCTOBER | 76.67 | 83.58 | - 9.91 |
| NORTH INDIA | NOVEMBER | 123.45 | 109.39 | OCTOBER | 1046.89 | 1090.71 | -43.82 |
| SOUTH INDIA | NOVEMBER | 19.83 | 21.38 | OCTOBER | 208.50 | 218.56 | -10.06 |
| KENYA | AUGUST | 38.62 | 45.57 | AUGUST | 400.54 | 363.91 | +36.63 |

SALE NO 07C - 18TH & 19TH FEBRUARY, 2025

| | | LOTS | QUANTITY (KG) |
|--------------------------|--|---------------|---------------------|
| EX-ESTATE | Closed on 30/01/2025 excluding violations. | 895 | 905,175.00 |
| HIGH & MEDIUM | Closed on 30/01/2025 excluding violations. | 1,477 | 647,600.00 |
| LEAFY GRADES | Closed on 30/01/2025 excluding violations. | 2,023 | 773,284.00 |
| SEMI LEAFY | Closed on 30/01/2025 excluding violations. | 1,688 | 721,268.00 |
| TIPPY SMALL LEAF | Closed on 30/01/2025 excluding violations. | 2,199 | 1,080,240.00 |
| OFF GRADES | Closed on 30/01/2025 excluding violations. | 1,617 | 891,772.00 |
| BOP1A | Closed on 30/01/2025 excluding violations. | 557 | 193,309.00 |
| DUSTS | Closed on 30/01/2025 excluding violations. | 629 | 574,538.00 |
| PREMIUM FLOWERY | Closed on 30/01/2025 excluding violations. | 489 | 76,073.00 |
| TOTAL | | 11,574 | 5,863,259.00 |

A total of kgs. **5,863,259.00** are on offer at this sale of which 494,039 kgs, are reprints.

SALE NO: 08A
24TH & 25TH
FEBRUARY 2025

EX. ESTATE & MAIN SALE
 Scheduled to close on 06/02/2025.

COMMENTS

A quantity of 6.467 million kilos of tea was on offer at this week's auction. This was 0.035 million kilos Higher than last week's quantity. Ex. Estate offerings which comprised 0.897 million kilos of teas was 0.036 million kilos lower than last week.

Quality was fairly similar to last week.

There was lower demand.

In the Ex estate catalogues a few invoices of Best Western BOP's were firm. Others in the Best category met a lower market. In the Below Best category higher price bracket teas were dearer. Others and the teas at the lower end declined and were mostly unsold. A few invoices of Best BOPF were firm to dearer. Others in the Best category were lower. In the Below Best category a range of teas met a firm to dearer market. Others and the teas at the lower end declined.

Nuwara Eliya's BOP's and BOPF sold around last levels.

Uva/Uda Pussellawa BOP's and BOPF met a lower market with many withdrawals due to lack of bids..

There were hardly any offerings of High Grown BP1's. PF1's met a lower market. Medium Grown BP1's were irregular. PF1's were firm to lower. Low Grown BP1's and PF1's declined.

In the Low Grown leafy catalogues Select Best OP1's met a lower market. Others sold around last levels. Select Best and Best OP's declined. Others and OPA's sold around last levels.

In the Low Grown semi leafy catalogues Select Best BOP1's were firm. Others were irregular. High price PEK's and PEK1's were firm. Others met a lower market. However teas at the bottom sold around last levels.

In the Low Grown small leaf catalogues Select Best FBOP's were firm. Others were lower. Better FBOPF1's declined sharply. However teas at the bottom were firm. FBOPF's met a lower market.

In the Off Grades catalogues, Clean leaf bright liquoring fannings met a lower market. Others were firm. BOP1A's, BM's and Low Grown fannings sold around last levels. BP's were firm to dearer.

In the Dust catalogues, Select Best Primaries were firm. Best and Below Best sorts were lower. Others were barely steady. Clean Secondaries were firm. Others were lower. Low Growns sold around last levels.

DETAILS OF TEA AWAITING SALES – 2025

SALE NO – 06B 10TH & 11TH FEBRUARY, 2025

| | LOTS | QUANTITY (KG) | REPRINTS |
|--------------------|---------------|---------------------|------------|
| EX-ESTATE | 910 | 907,796.00 | |
| HIGH AND MEDIUM | 1,432 | 627,106.00 | |
| LOW LEAFY GRADE | 2,005 | 765,287.00 | |
| SEMI LEAFY GRADE | 1,740 | 755,501.00 | |
| TIPPY SMALL LEAF | 2,225 | 1,087,403.00 | |
| OFF GRADES & BOP1A | 2,303 | 1,148,891.00 | |
| DUSTS | 589 | 540,120.00 | |
| PREMIUM FLOWERY | 415 | 64,532.00 | |
| TOTAL | 11,619 | 5,896,635.50 | 552,027.00 |

TOTAL NO OF PKGS 153,113

NO OF TOTAL CTC PKGS 8,635

TOTAL QUANTITY (KG) 465,529

SALE NO – 07C 18TH & 19TH FEBRUARY, 2025

| | LOTS | QUANTITY (KG) | REPRINTS |
|--------------|---------------|---------------------|------------|
| | 895 | 905,175.00 | |
| | 1,477 | 647,600.00 | |
| | 2,023 | 773,284.00 | |
| | 1,688 | 721,268.00 | |
| | 2,199 | 1,080,240.00 | |
| | 2,174 | 1,085,081.00 | |
| | 629 | 574,538.00 | |
| | 489 | 76,073.00 | |
| TOTAL | 11,574 | 5,863,259.00 | 494,039.00 |

TOTAL NO OF PKGS 152,721

NO OF TOTAL CTC PKGS 8,805

TOTAL QUANTITY (KG) 475,791

SALE NO 06B – 10TH & 11TH FEBRUARY, 2025

ORDER OF SALE

| EX - ESTATE |
|--|
| CEYLON TEA BROKERS PLC. |
| LANKA COMMODITY BROKERS LTD. |
| JOHN KEELLS PLC. |
| MERCANTILE PRODUCE BROKERS (PVT) LTD. |
| ASIA SIYAKA COMMODITIES (PVT) LTD. |
| BARTLEET PRODUCE MARKETING (PVT) LTD. |
| FORBES & WALKER TEA BROKERS (PVT) LTD. |
| EASTERN BROKERS LTD. |

| HIGH & MEDIUM |
|--|
| ASIA SIYAKA COMMODITIES (PVT) LTD. |
| BARTLEET PRODUCE MARKETING (PVT) LTD. |
| CEYLON TEA BROKERS PLC. |
| JOHN KEELLS PLC. |
| EASTERN BROKERS LTD. |
| FORBES & WALKER TEA BROKERS (PVT) LTD. |
| MERCANTILE PRODUCE BROKERS (PVT) LTD. |
| LANKA COMMODITY BROKERS LTD. |

| LOW GROWN |
|--|
| BARTLEET PRODUCE MARKETING (PVT) LTD. |
| FORBES & WALKER TEA BROKERS (PVT) LTD. |
| CEYLON TEA BROKERS PLC. |
| ASIA SIYAKA COMMODITIES (PVT) LTD. |
| JOHN KEELLS PLC. |
| EASTERN BROKERS LTD. |
| LANKA COMMODITY BROKERS LTD. |
| MERCANTILE PRODUCE BROKERS (PVT) LTD. |

| | |
|-----------------|------------|
| 10% PAYMENT | 14/02/2025 |
| BUYERS' PROMPT | 18/02/2025 |
| SELLERS' PROMPT | 19/02/2025 |